



LO: I can create a piece of art that uses techniques learned from real artists.

Art & Design - 2D

Year 2


Autumn

Colour

The Journey

Possible Sketch Book Study Focuses

- Complementary colours.
- Block colours/colouring within lines
- Experiment with a contrast of strong colours
- Experimentation with different mediums. Which brings a better effect of colour?



Key Vocabulary

To be able to understand the meaning of...

- * Line
- * Block
- * Primary colours
- * Sketching
- * Shade
- * Depth
- * Complementary



The Final Piece

Outcome

Success criteria


Using chosen medium to create colour and shade

- Must not be a copy of the example
- Must use bold, blocked colours
- Must use shade and depth
- Must use bold lines

A Good Example:

Sunflowers, 1887, Vincent Van Gogh





LO: I can create a piece of art that uses techniques learned from real artists.

Art & Design - 2D Pattern

Year 2

Spring

The Journey

Possible Sketch Book Study Focuses

- Exploration of creating and colouring patterns
- Experimenting with different shapes (Composition VIII)
- Exploration of Klimt-style patterns
- Exploration of collage using elements from magazines



A Good Example

Wassily Kandinsky- Colour study. Squares with concentric circles.,1913

Key Vocabulary

To be able to understand the meaning of...

- * Recap Autumn term vocabulary
- * Collage
- * Pattern
- * Repetition
- * Selfportrait (sketching, photo, collage)
- *




The Final Piece

Outcome

Success criteria

A piece of art including collage, making use of Kandinskys pattern and shape.

- Must not be a copy of the example
- Create piece of art in parts and collage together
- Must include a pattern on Kandinskys
- Photo of face, shoulders and hand (could be child; could be from magazine)
- Dress made up of blocks of patterns





Thundersley Primary School - Creative Topic Parameters



Art & Design - 3D

All Year Groups

Summer

Skills

- Time should be invested in practising using tools and techniques, e.g.:
 - ⇒ Rolling
 - ⇒ Cutting
 - ⇒ Scoring
 - ⇒ Smoothing
 - ⇒ Joining
 - ⇒ Carving



Sculpture



Design and Process

- Design through making (don't assume that 3D work can be envisioned in 2D)
- Use of iPads to take photos



Types of sculpture	Examples
<ul style="list-style-type: none"> • Additive • (Additive sculpture is a sculpture that is created by adding or attaching media on to the sculpture.) 	<ul style="list-style-type: none"> • Wire and foil • Pipe cleaners and tissue paper • Natural sculptures (flowers, stones etc)
<ul style="list-style-type: none"> • Kinetic • (Kinetic art is art from any medium that contains movement) 	<ul style="list-style-type: none"> • Moving sculptures (mobiles)
<ul style="list-style-type: none"> • Subtractive • (Subtractive sculpture is the oldest form of sculpture and involves removing material, as in wood carving or stone sculpture, to create a finished work). 	<ul style="list-style-type: none"> • Clay • Bars of soap



Theme Menu

Music	Animal	Loss
Compassion	Growing up	The beauty
School	Fairy tales	Dreams