



© Can Stock Photo - csp14250224

Thundersley Primary School - Creative Topic Parameters

LO: I can create a piece of art that uses techniques learned from real artists.

Art & Design - 2D

Year 1

Autumn

Colour

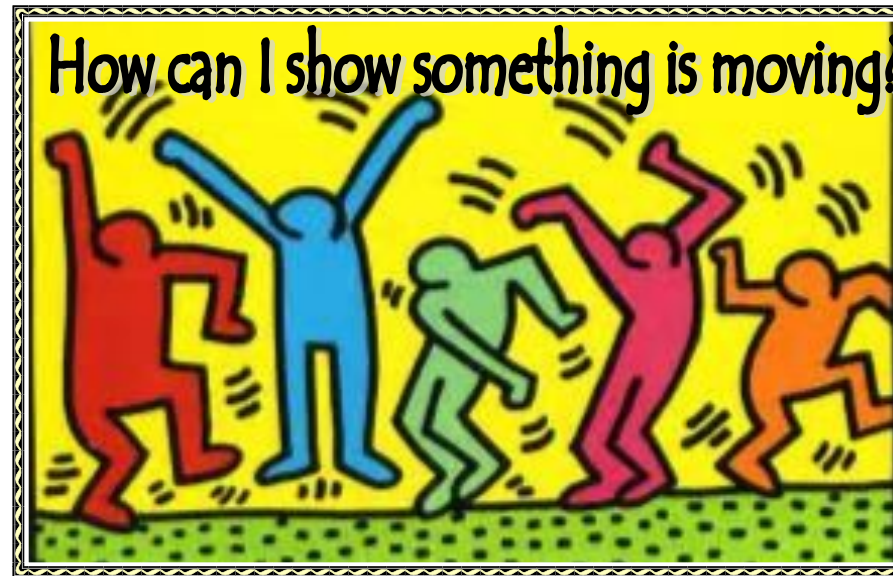


© Can Stock Photo - csp14250224

The Journey

Possible Sketch Book Study Focuses

- Line patterns
- Block colours/colouring within the lines
- Sketches of moving figures



A Good Example | [Untitled] by Keith Haring, 1987 (dance)

The Final Piece

Outcome

Success criteria


A picture of moving figures

- Must not be a copy of the example
- Must use bold, blocked colours and feature yellow in the background
- Must include movement lines
- Must use bold outlines

Key Vocabulary

To be able to understand the meaning of...

- * Line
- * Movement
- * Block
- * Primary colours
- * Sketching



LO: I can create a piece of art that uses techniques learned from real artists.

Art & Design - 2D Pattern



Year 1

Spring

The Journey

Possible Sketch Book Study Focuses

- Close up sketches of leaves
- Photographs of creating spirals, swirls, and waves with different natural media
- Rubbings of different natural media: stones, leaves, bark
- Other artistic exploration of natural materials



A Good Example:

ANDREW GOLDSWORTHY (b. 1956) Rowan
Leaves Laid Around Hole, Yorkshire Sculpture Park, 25 October

The Final Piece

Outcome:

A natural sculpture, using stones, leaves, bark, made with spirals, swirls, and waves


Success criteria:

- Must not be a copy of the example
- Must demonstrate control over colour
- Must use spirals, swirls, and/or waves

Key Vocabulary

To be able to understand the meaning of..

- * Recap key vocabulary from Autumn term.
- * Spirals
- * Swirls
- * Waves
- * Blend





Thundersley Primary School - Creative Topic Parameters

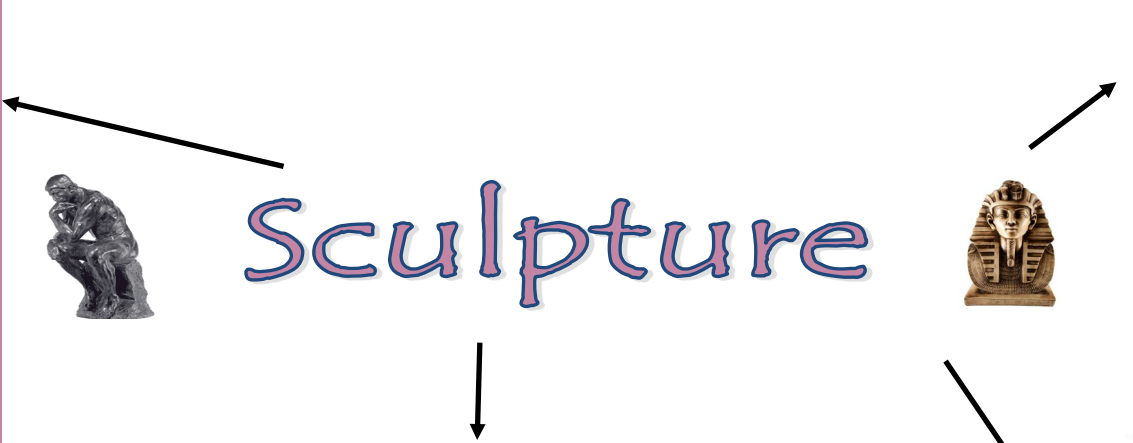
Art & Design - 3D

All Year Groups

Summer



- Skills**
- Time should be invested in practising using tools and techniques, e.g.:
 - ⇒ Rolling
 - ⇒ Cutting
 - ⇒ Scoring
 - ⇒ Smoothing
 - ⇒ Joining
 - ⇒ Carving



- Design and Process**
- Design through making (dont assume that 3D work can be envisioned in 2D)
 - Use of iPads to take photos



Types of sculpture	Examples
<ul style="list-style-type: none"> • Additive • (Additive sculpture is a sculpture that is created by adding or attaching media on to the sculpture.) 	<ul style="list-style-type: none"> • Wire and foil • Pipe cleaners and tissue paper • Natural sculptures (flowers, stones etc)
<ul style="list-style-type: none"> • Kinetic • (Kinetic art is art from any medium that contains movement) 	<ul style="list-style-type: none"> • Moving sculptures (mobiles)
<ul style="list-style-type: none"> • Subtractive • (Subtractive sculpture is the oldest form of sculpture and involves removing material, as in wood carving or stone sculpture, to create a finished work). 	<ul style="list-style-type: none"> • Clay • Bars of soap

Theme Menu

Music	Animal	Loss
Compassion	Growing up	The beauty
School	Fairy tales	Dreams

