

# Thundersley Primary School - Creative Topic Parameters

Design Brief: Design and make your own soft toy.

Design and Technology - Templates  
and Joining

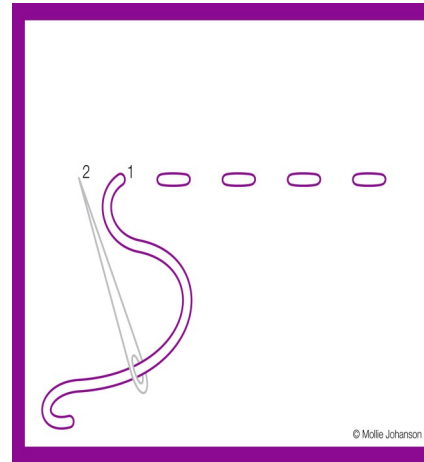
Year 2

Autumn / Spring / Summer

## Design Brief

A design is a plan or drawing of something that you intend to make

- ⇒ I can make a plan
- ⇒ I can make a template
- ⇒ I can handle tools and resources safely
- ⇒ I can attach two pieces of materials using a running stitch
- ⇒ I can evaluate my finished product



## Key Vocabulary


To be able to understand the meaning of...

- \* Template
- \* Join
- \* Stitch
- \* Needle
- \* Thread
- \* Textiles
- \* Plan
- \* Evaluate

## Evaluate

Reflect and evaluate your end product against the design criteria

- ⇒ I can talk about my design and explain what worked well. I am beginning to record my ideas and evaluations.



# Thundersley Primary School - Creative Topic Parameters

Design Brief: Design and make your own representation of a Tudor house.

Design and Technology - Wheels and Axles

Year 2

Autumn / Spring / Summer

## Design Brief

A design is a plan or drawing of something that you intend to make

- ⇒ I can explore and discuss examples of wheeled products
- ⇒ Using construction kits I can explore different ways of making an object move.
- ⇒ I can explore how to assemble wheels and axles as either fixed or free axels.
- ⇒ I can confidently mark out, cut and join materials.

## Key Vocabulary

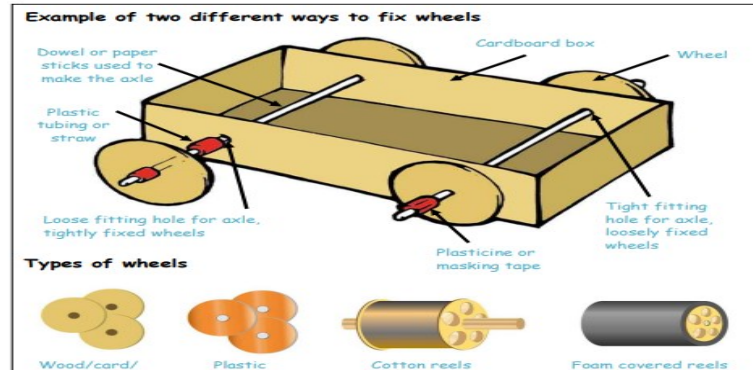
To be able to understand the meaning of...

- \* Vehicle
- \* Wheel
- \* Fixed axel
- \* Free axel
- \* Chassis
- \* Names of equipment and materials used

## Evaluate

Reflect and evaluate your end product against the design criteria

- ⇒ I can talk about my design and explain what worked well. I am beginning to record my ideas and evaluations.



# Thundersley Primary School - Creative Topic Parameters

Design Brief: Design and make a healthy snack.

Design and Technology - Preparing fruits

Year 2

Autumn / Spring / Summer

## Design Brief

A design is a plan or drawing of something that you intend to make

- ⇒ I know where fruits come from
- ⇒ After taste testing different fruits, I can plan a healthy snack
- ⇒ I can cut and prepare food safely and hygienically.



## Key Vocabulary

To be able to understand the meaning of...

- \* Design
- \* Evaluate
- \* Healthy
- \* Hygiene
- \* Skin
- \* Seed
- \* Ingredients

## Evaluate

Reflect and evaluate your end product against the design criteria

- ⇒ I can talk about my design and explain what worked well. I am beginning to record my ideas and evaluations.

