



LO: Create a piece of art that uses techniques learned from real artists

Art & Design - 2D

Year 6

Autumn

The Journey

Possible Sketch Book Study Focuses

- Fragment study (a small part of the example art work)
- Portrait of the artist
- Light sources
- Shadows created by various light sources
- Background scenery
- What would the image look like in colour?




A Good Example: Battle of Orchard Almond Trees by Edward Ardizzone.

Key Vocabulary

To be able to understand the meaning of...

- * Perspective
- * Shade
- * Tone
- * Depth
- * Shadow (light sources)



The Final Piece

Outcome

Success criteria

A landscape painting of light and dark.

- Must not be a copy of the example
- Must include people
- Must not have more than one building
- Must show areas of shadow.





LO: Create a piece of art that uses techniques learned from real artists

Art & Design - 2D Pattern

Year 6

Spring

The Journey

Possible Sketch Book Study Focuses

- Exploration with given Escher templates
- Creation of original tessellating templates
- Explore how tessellation can be incorporated within a larger piece of art

Why do we use Tessellations?



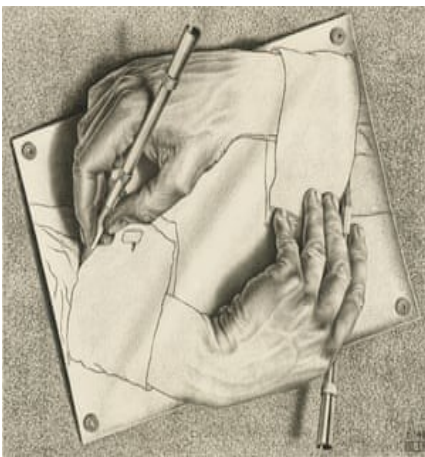
A Good Example:

M.C. ESCHER (1898-1972)
Liberation (1955)

Key Vocabulary



To be able to understand the meaning of...

- * Recap Autumn term
- * Tessellation
- * Monochrome
- * Complementary colours
- * Contrasting colours
- * Rotation and reflexion



The Final Piece

| Outcome | Success criteria |
|--|--|
| An original piece of art, making use of tessellation | <ul style="list-style-type: none"> • Must not be a copy of the example • Must include tessellation • Must include own designed shape to repeat. |





Art & Design - 3D

All Year Groups

Summer

Skills

- Time should be invested in practising using tools and techniques, e.g.:
- ⇒ Rolling
- ⇒ Cutting
- ⇒ Scoring
- ⇒ Smoothing
- ⇒ Joining
- ⇒ Carving



Sculpture



Design and Process

- Design through making (dont assume that 3D work can be envisioned in 2D)
- Use of iPads to take photos



| Types of sculpture | Examples |
|--|---|
| <ul style="list-style-type: none"> • Additive • (Additive sculpture is a sculpture that is created by adding or attaching media on to the sculpture.) | <ul style="list-style-type: none"> • Wire and foil • Pipe cleaners and tissue paper • Natural sculptures (flowers, stones etc) |
| <ul style="list-style-type: none"> • Kinetic • (Kinetic art is art from any medium that contains movement) | <ul style="list-style-type: none"> • Moving sculptures (mobiles) |
| <ul style="list-style-type: none"> • Subtractive • (Subtractive sculpture is the oldest form of sculpture and involves removing material, as in wood carving or stone sculpture, to create a finished work). | <ul style="list-style-type: none"> • Clay • Bars of soap |



Theme Menu

| | | |
|------------|-------------|------------|
| Music | Animal | Loss |
| Compassion | Growing up | The beauty |
| School | Fairy tales | Dreams |